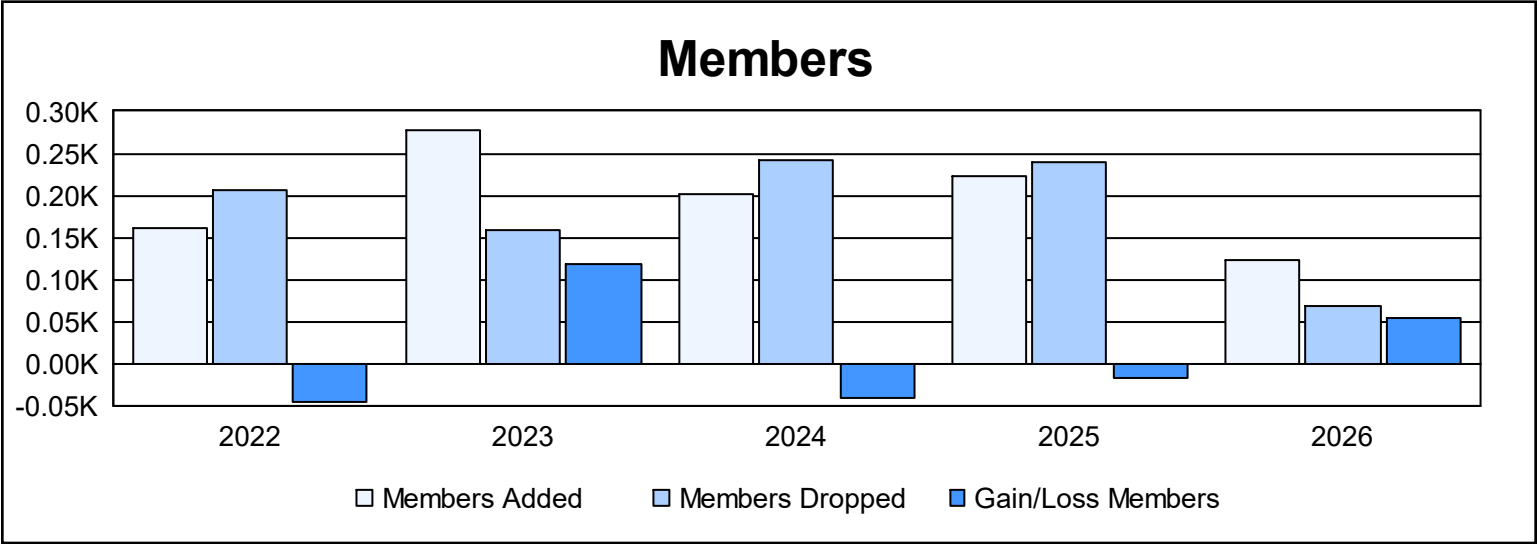
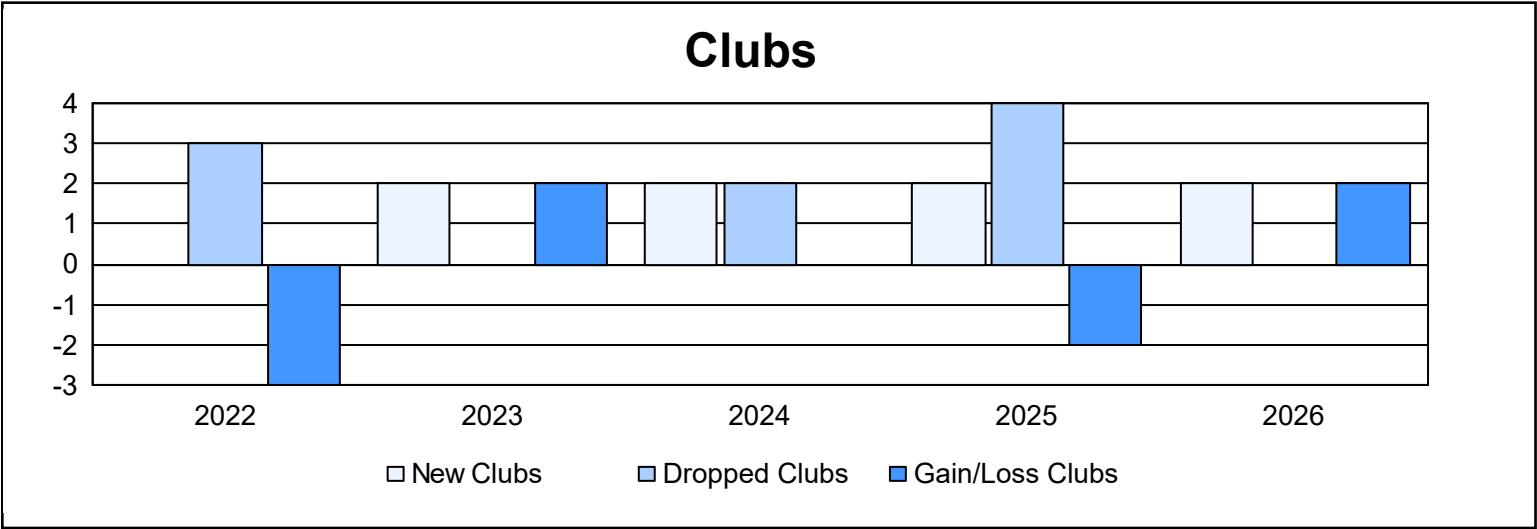
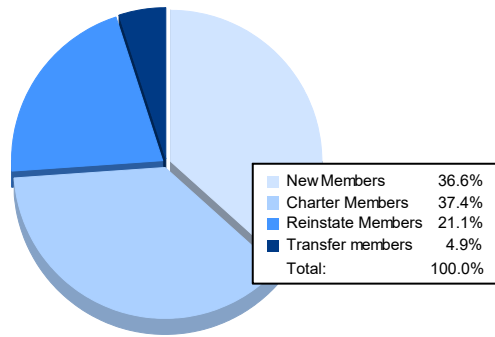


| Year | New Clubs | Dropped Clubs | Gain/ Loss Clubs | New Members | Charter Members | Reinstate Members | Transfer Members | Total Member Added | Total Members Dropped | Gain/ Loss Members |
|-----------|-----------|---------------|------------------|-------------|-----------------|-------------------|------------------|--------------------|-----------------------|--------------------|
| 2021-2022 | 0 | 3 | -3 | 136 | 1 | 4 | 20 | 161 | 206 | -45 |
| 2022-2023 | 2 | 0 | 2 | 201 | 48 | 4 | 24 | 277 | 159 | 118 |
| 2023-2024 | 2 | 2 | 0 | 135 | 44 | 3 | 20 | 202 | 242 | -40 |
| 2024-2025 | 2 | 4 | -2 | 146 | 43 | 14 | 19 | 222 | 239 | -17 |
| 2025-2026 | 2 | 0 | 2 | 45 | 46 | 26 | 6 | 123 | 69 | 54 |
| Average | 2 | 2 | 0 | 133 | 36 | 10 | 18 | 197 | 183 | 14 |



Membership Composition October 2025 Cumulative



Gender Composition October 2025 Cumulative

